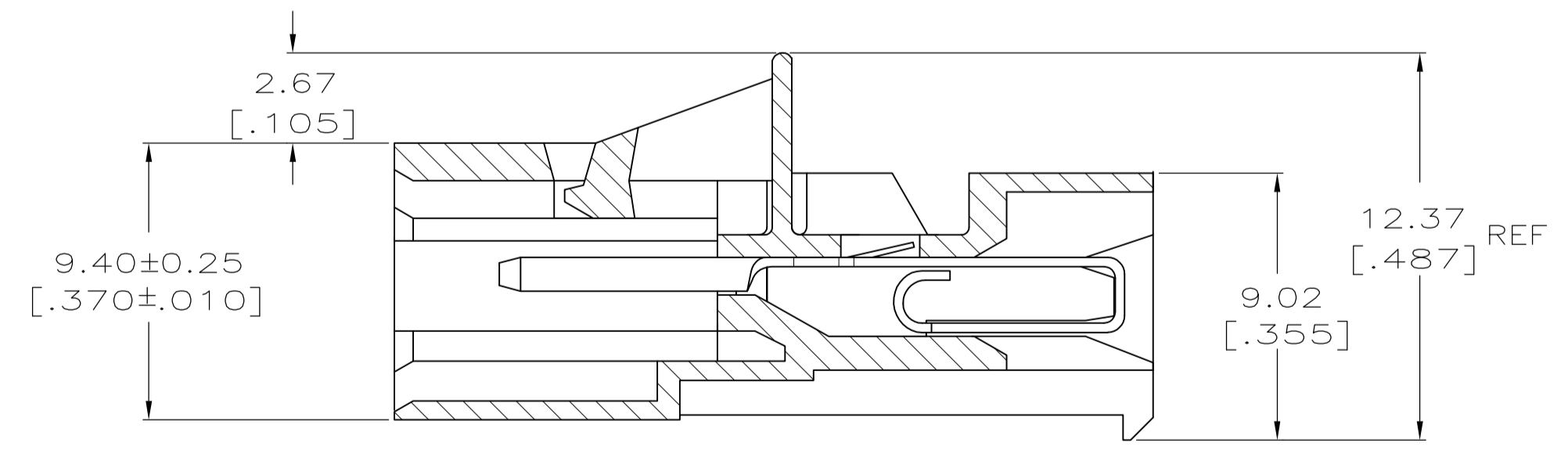
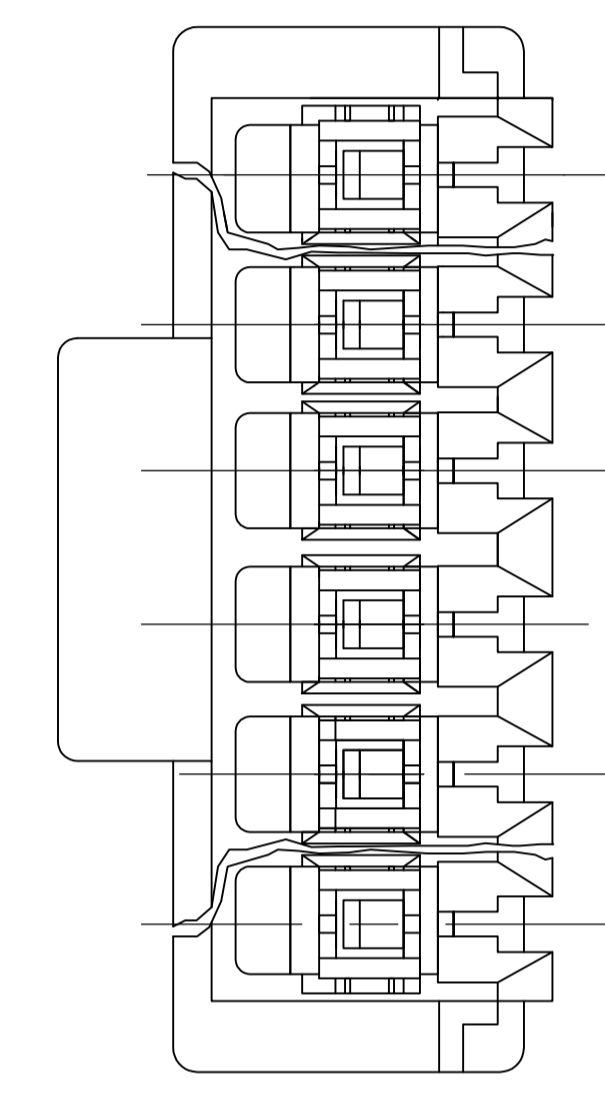
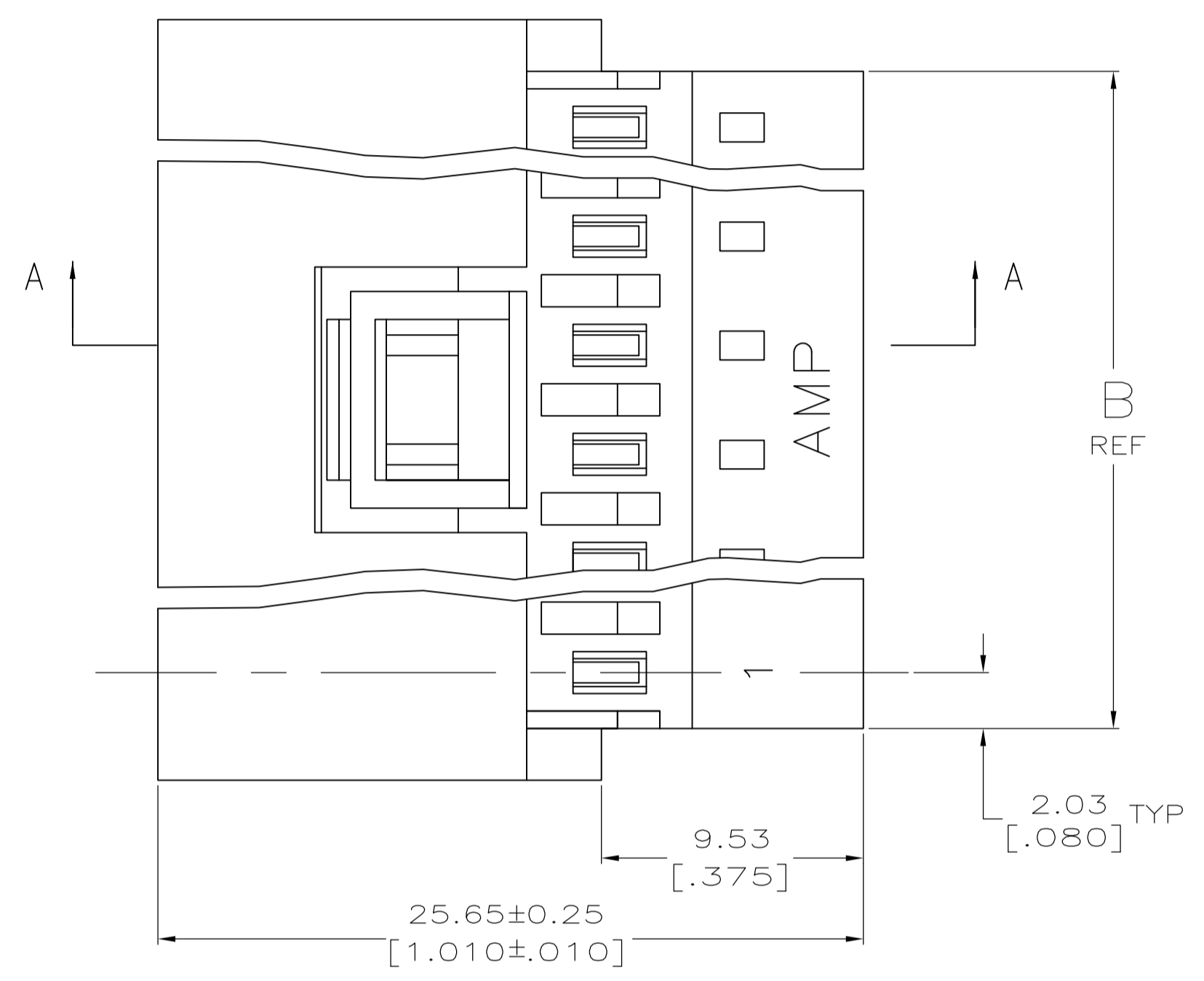
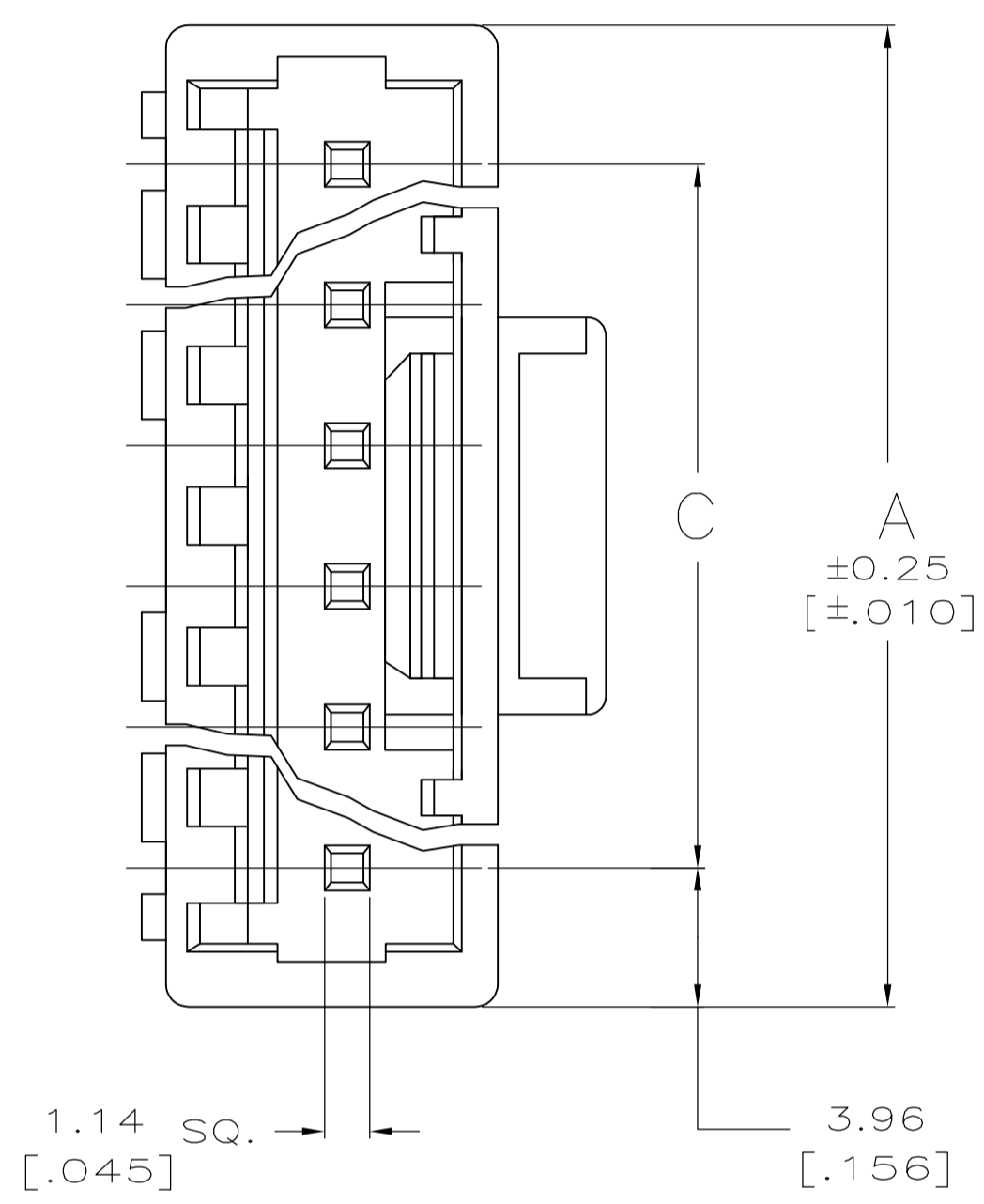


LOC		DIST		REVISIONS			
FT	O	REV	DATE	BY	CHK	APPV	
D		1	16APR08	HMR		DB	

- MATERIAL: CONNECTOR - NYLON UL94-V2 (RED)
 CONTACTS - 0.30[.012] THICK COPPER ALLOY
 (BRIGHT TIN-LEAD 0.00203[.000080] MIN. THICK
 FOR CONTACTS 641437-2 THRU 2-641437-4).
 (MATTE TIN PLATE 0.00203[.000080] MIN. THICK
 FOR CONTACTS 3-641437-2 THRU 5-641437-4).
- CONTACTS ACCEPT #22 AWG SOLID, FUSED STRANDED OR
 STRANDED (7 STRANDS) WIRE WITH 2.41 [.095] MAX INSULATION DIA.
- BOW, IN ANY DIRECTION, NOT TO EXCEED 0.15 [.006] PER IN.
- HOUSING FEATURES: CLOSED END.
- DIMENSIONS IN BRACKETS ARE IN INCHES.



SECTION A-A

FINISH	C	B	A	NO. OF CIRCUITS	PART NUMBER
TIN	91.14 [3.588]	95.20 [3.748]	99.06 [3.900]	24	5-641437-4
	55.47 [2.184]	59.54 [2.344]	63.40 [2.496]	15	4-641437-5
	43.59 [1.716]	47.65 [1.876]	51.51 [2.028]	12	4-641437-2
	31.70 [1.248]	35.76 [1.408]	39.62 [1.560]	9	3-641437-9
	19.81 [.780]	23.88 [.940]	27.74 [1.092]	6	3-641437-6
	11.89 [.468]	15.95 [.628]	19.81 [.780]	4	3-641437-4
TIN-LEAD	7.92 [.312]	11.99 [.472]	15.85 [.624]	3	3-641437-3
	3.96 [.156]	8.03 [.316]	11.89 [.468]	2	3-641437-2
	91.14 [3.588]	95.20 [3.748]	99.06 [3.900]	24	2-641437-4
	55.47 [2.184]	59.54 [2.344]	63.40 [2.496]	15	1-641437-5
	43.59 [1.716]	47.65 [1.876]	51.51 [2.028]	12	1-641437-2
	31.70 [1.248]	35.76 [1.408]	39.62 [1.560]	9	641437-9

THIS DRAWING IS A CONTROLLED DOCUMENT.

DIMENSIONS: mm [INCHES]
 TOLERANCES UNLESS OTHERWISE SPECIFIED:
 0 PLC ± -
 1 PLC ± -
 2 PLC ± 0.13[.005]
 3 PLC ± -
 4 PLC ± -
 ANGLES ± -

DWN: S CARPENTER 23JUN05
 CHK: D BOSSI 7/21/03
 APPV: D BOSSI 7/21/03
 NAME: Tyco Electronics Corporation
 Tyco Electronics Corporation
 Harrisburg, PA 17105-3608
 MTA 156
 POSTED CONNECTOR ASSEMBLY
 22 AWG
 SIZE: A1
 CAGE CODE: 00779
 DRAWING NO: 641437
 WEIGHT: -
 CUSTOMER DRAWING: -
 SCALE: 5:1
 SHEET: 1 OF 1
 REV: D